

COSPOLICH

2M
SERIES

MODEL NUMBERS:

F10-2M-ADS-MLR F10-2M-SN-MLR MIL SPEC
F18-2M-ADS-MLR F18-2M-SN-MLR MIL SPEC
F20-2M-ADS-MLR F20-2M-SN-MLR MIL SPEC

CABINET CONSTRUCTION

Exterior and interior of all standard cabinets, including front, sides, doors and louvered grill are constructed of heavy gauge, type 304 stainless steel.

Special attention was taken in engineering the doors of the Cospolich cabinet. The door unit was designed to withstand the continuous use and abuse that is common in all food service applications.

Resilient vinyl gaskets, which are pre-formed in frames with welded corners, greatly inhibit bacterial growth and are easily replaceable.

Heaters, which are concealed under the thermal breaker strip around the door perimeter, prevent condensation.

INSTALLATION

As an aid to installation, a foundation for securing the cabinet to the deck is an available option. Installation instructions and a manual are furnished with the unit.

HARDWARE

Positive latches with magnetic back-up are included on all standard cabinets to assure positive latching and sealing. Incorporated into the latch is a replaceable, keyed cylinder lock.

Heavy duty, adjustable, chrome plated hinges are provided on all standard cabinets. Also available, at no extra cost, are 180 degrees self-closing, cam-lift hinges with stay-open feature at 93 degrees.

Cabinet body and doors are insulated with foamed-in-place polyurethane foam, providing for excellent rigidity and the best insulating properties in the industry.

REFRIGERATION SYSTEM

All components of the refrigeration system, with the exception of the evaporator, are bottom mounted on a heavy duty base frame behind a louvered grill which is easily removable without the use of tools. The condensing unit is mounted on a slide out rail for ease in cleaning and servicing.

All evaporator coils are copper tube, and all AC voltage models have forced-air ventilation. The refrigerant flow is monitored by an expansion valve for effective cooling and quick recovery times. A condensate evaporator is provided, thus eliminating the need for additional plumbing.

Temperature of the cabinet is factory adjusted, and the controls, along with an on/off switch are located in the condensing unit area.

Defrost cycles on specified low-temperature cabinets (ADS models) prevent the need for manual defrosting.



F20-2M-ADS (SN)-MLR

SHELVING

Standard interior shelving consists of heavy-duty epoxy-coated steel wire with front rail. Each shelf is adjustable in one-inch increments. Stainless steel shelving and brackets are also available.

SERVICE AID

An optional service kit, including spare parts and installation instructions, is available for each model.

U.L. and U.S.P.H

The equipment is listed by Underwriter's Laboratories, Inc. for safety and sanitation and is built according to standards as set forth by the U.S. Public Health Services.

THIS UNIT AVAILABLE IN OUR SPECIAL MODULAR CONSTRUCTION

OPTIONS

Same options available as offered on the standard construction.

THE MODULAR CONCEPT

This series of modular refrigerators was engineered and constructed to solve the problem of replacing existing failed equipment. Unique to the industry, these units, which comprise a series of interlocking components, brought new meaning to the term "hatchable" equipment. This innovative design allows for equipment upgrades without having to cut access ways in decks and bulkheads or having to modify passage ways.

FEATURES

- Stainless steel interior and exterior (exposed)
- Oversized refrigeration system
- Anti-condensate door heaters
- Heavy-duty chrome-plated hardware
- Automatic activated interior lighting
- Door with adjustable alignment
- Epoxy coated adjustable shelving with front rails
- Removable grill
- Polyurethane insulation
- Slide-out condensing unit
- Resilient gaskets
- Exterior LED thermometer
- Condensate Evaporator Pan
- Auto Defrost

www.cospolich.com

CONTACT FACTORY FOR
YOUR SPECIFIC CAPACITY
REQUIREMENTS

Quality & Innovation Since 1937

MODULAR FREEZERS

MODULAR FREEZERS

MODEL NUMBERS:

F10-2M-ADS-MLR
F18-2M-ADS-MLR
F20-2M-ADS-MLR

F10-2M-SN-MLR MIL SPEC
F18-2M-SN-MLR MIL SPEC
F20-2M-SN-MLR MIL SPEC

DIMENSIONAL DATA

	F10-2M-ADS(SN)-MLR	F18-2M-ADS(SN)-MLR	F20-2M-ADS(SN)-MLR
Net Capacity (cu ft / ltr)	10 / 283	17.6 / 498	20.7 / 586
Width Overall (in / mm)	31 / 787	33 / 838	33 / 838
Depth Overall (in / mm)	26 / 660	29 / 737	32 / 813
Height Overall (in / mm)	58 / 1473	72 / 1829	72 / 1829
Interior Width (in / mm)	25 / 635	27 / 686	27 / 686
Interior Depth (in / mm)	18.5 / 470	22.5 / 572	36.5 / 927
Interior Height (in / mm)	37 / 940	50.25 / 1276	50.25 / 1276
Depth Over Body (in / mm)	23 / 584	26 / 660	30 / 762
OA Depth with Door Open 90° (in / mm)	52 / 1321	57 / 1448	61 / 1549
Clear Door Width (in / mm)	25 / 635	27 / 686	27 / 686
Clear Full Door Height (in / mm)	35.25 / 895	48.25 / 1226	48.25 / 1226
Number of Doors	1	1	1
Number of Shelves	2	3	3
Shelf Area (sq ft / sq m.)	10 / 1	17 / 2	20 / 2
Weight (lbs / kg)	262 / 118	330 / 149	369 / 166

ELECTRICAL DATA

Voltage	115	115	115
RLA Amps / Defrost Amps (Freezer)	6.4 / 4.1	6.4 / 4.1	10.5 / 4.1

REFRIGERATION DATA

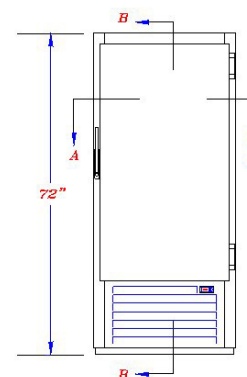
Compressor H.P.	1/3	1/3	1/2
BTU / HR - KCAL / HR at 90	1960 / 493	1980 / 499	2260 / 570

SHIPPING DATA

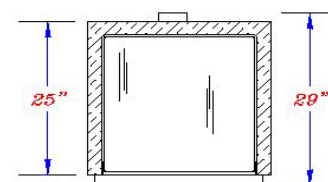
Width-Crated (in / mm)	32 / 813	34 / 864	38 / 864
Depth-Crated (in / mm)	27 / 686	32 / 813	36 / 914
Height-Crated (in / mm)	62 / 1575	76 / 1930	80.5 / 2045
Weight-Crated (lbs / kg)	343 / 156	432 / 194	483 / 217
Volume-Crated (cu ft / ltr)	31 / 878	48 / 1359	54 / 1529

Model Shown
F18-2M-ADS (SN)-MLR

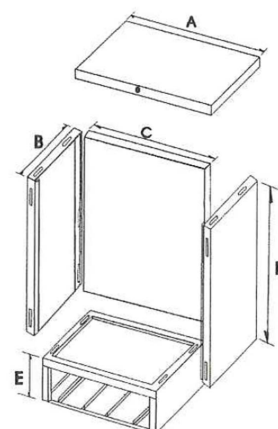
Naval Shipboard Models Available



ELEVATION



HORIZONTAL



	R10	R18	R20
"A"	30	32	32
"B"	21	25	29
"C"	23	25	25
"D"	34.5	48.5	48.5
"E"	20	20	20

COSPOLICH

www.cospolich.com

Post Office Box 1206 • Destrehan, Louisiana 70047
Toll Free: 800-423-7761 • Local: 985-725-0222 • FAX: 985-725-1564